



NORDIQ CANADA ON-LINE LEVEL 1 OFFICIALS COURSE

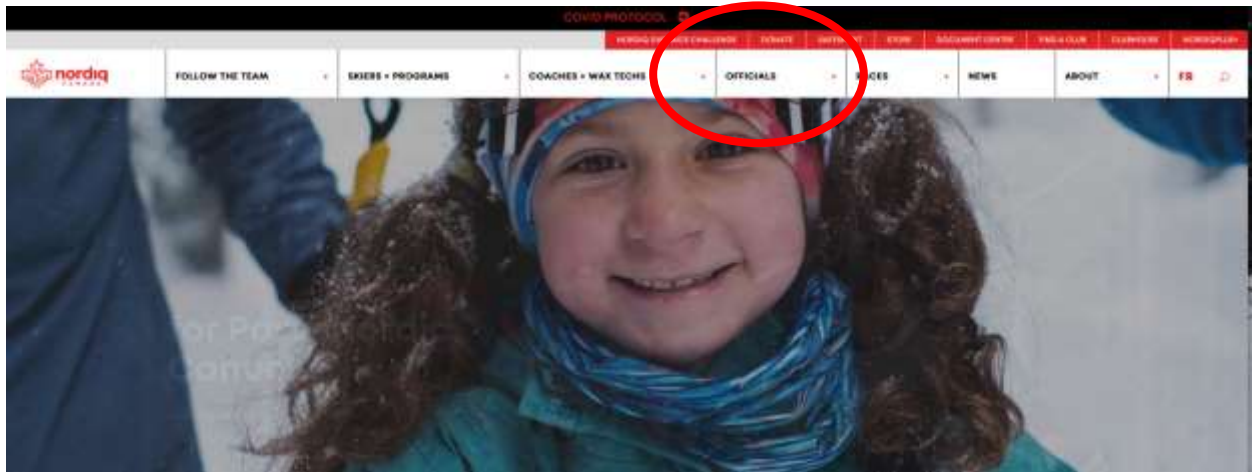
Nordiq Canada's Level 1 Officials Course is available on-line. This is the entry level course to prepare volunteers to serve at cross country ski competitions of all levels in Canada. It's a great course to take for the people listed below.

- Volunteers at local club races and at Sask Cup, Saskatchewan Provincial Championships and Sask Winter Games
- Volunteer officials who have an interest in progressing as officials and participating in national and international events (There are officials in Saskatchewan who started by helping at club races and have officiated at Olympic and Paralympic Winter Games, FIS World Cups and WPNS World Cups!)
- Athletes who want to better understand competition rules and race formats
- Coaches who want to better understand competition rules and race formats
- Family of athletes who want to understand the races their children or relatives are participating in

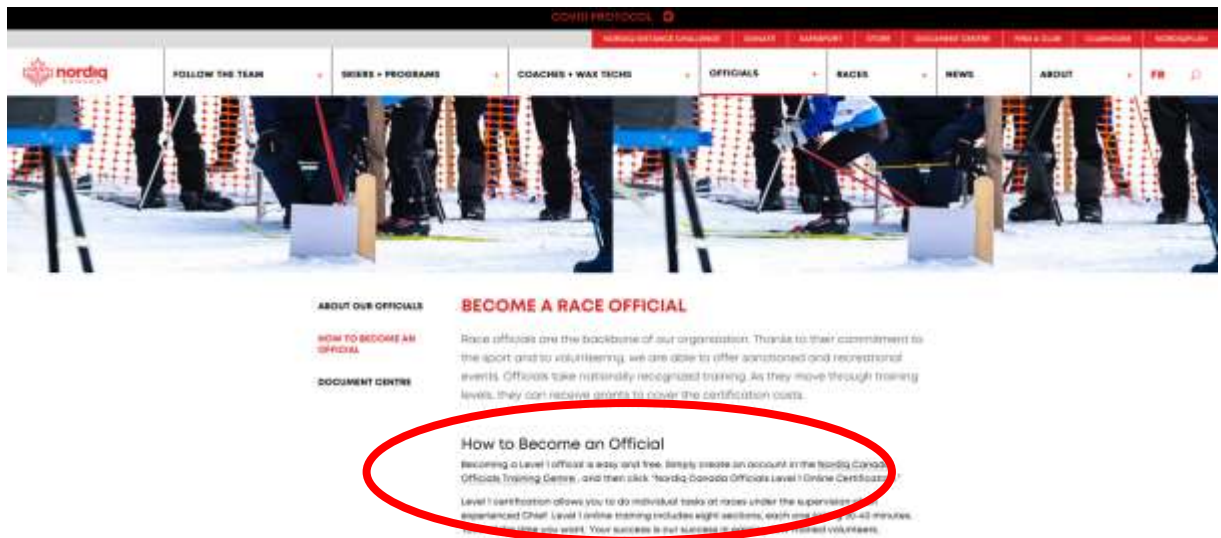
HOW TO REGISTER FOR THE NORDIQ CANADA ON-LINE LEVEL 1 OFFICIALS COURSE

Nordiq Canada is the Canadian national sport organization for cross country and para nordic skiing. Cross Country Saskatchewan and your club are members of Nordiq Canada. If you're a member of a Cross Country Saskatchewan ski club, you're also a member of Nordiq Canada and can register for the Level 1 Officials Course.

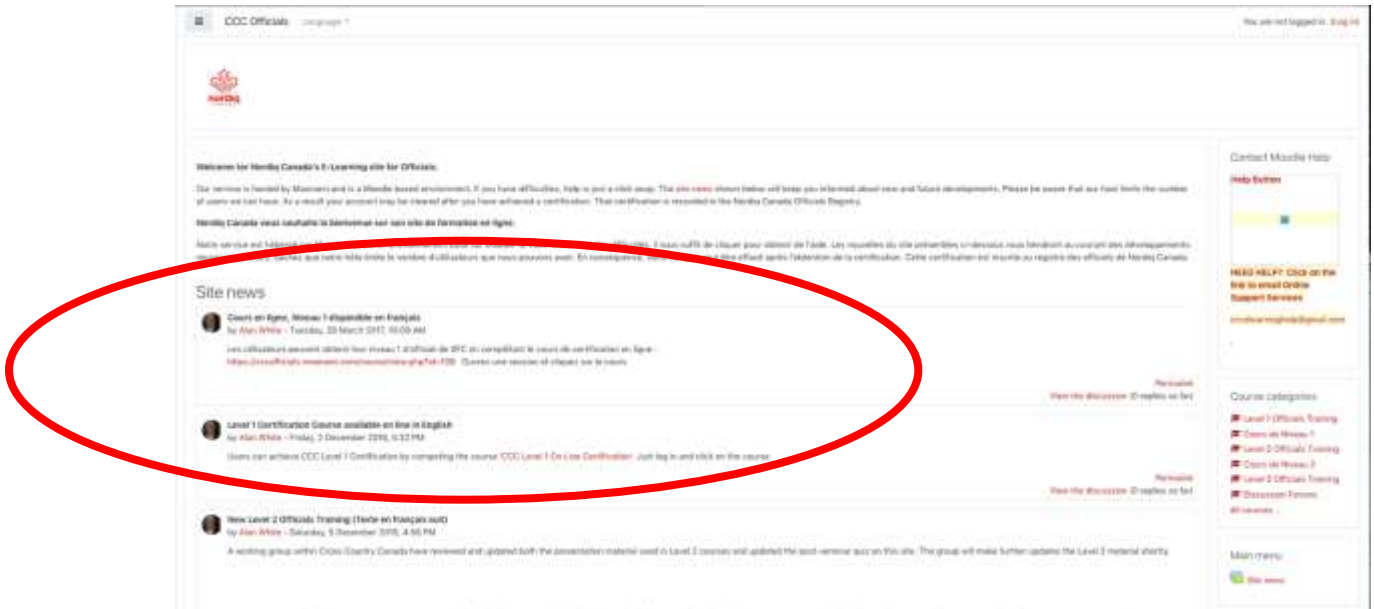
1. Go to the Nordiq Canada website: <https://nordiqcanada.ca>
2. Click the red “+” on the “Official” tab



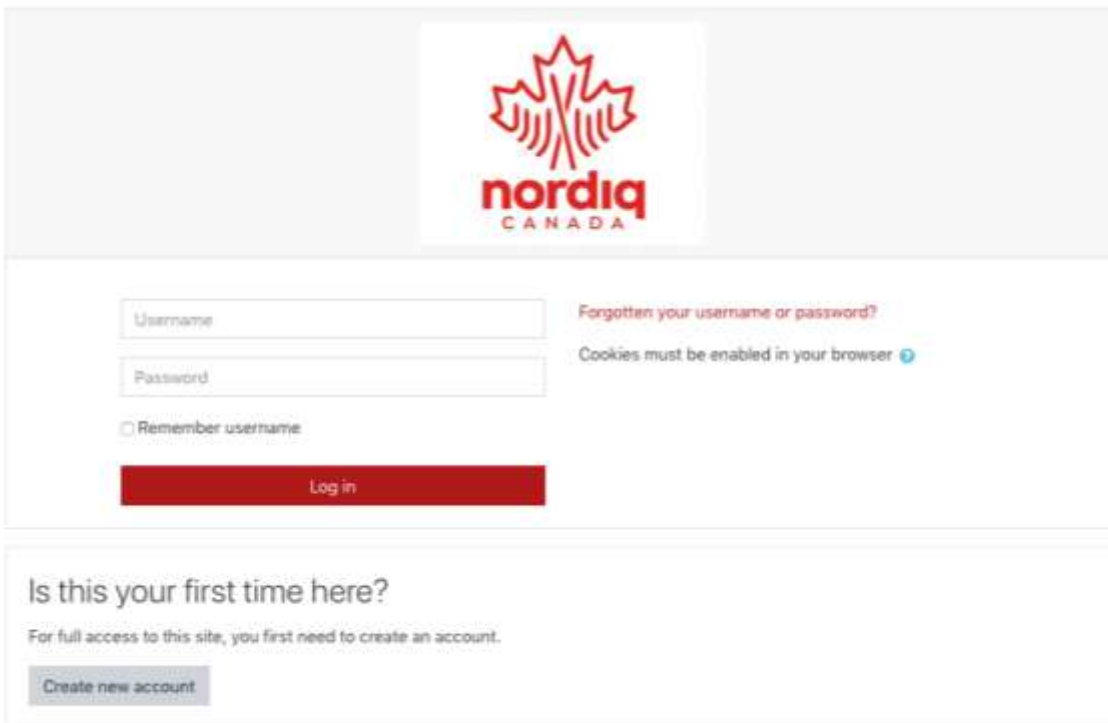
3. Select “How to Become an Official” from the dropdown list
4. Click the link to the Nordiq Canada Officials Training Centre under the “How to Become an Official” subtitle



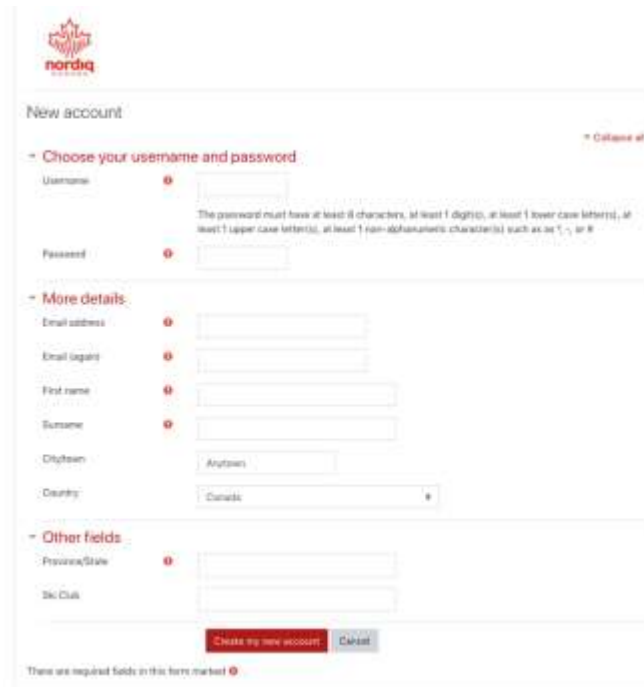
5. Click the link to the level 1 course either in English or French under “Site news”



6. Log in if you already have account credentials; if not create an account (grey button at bottom)

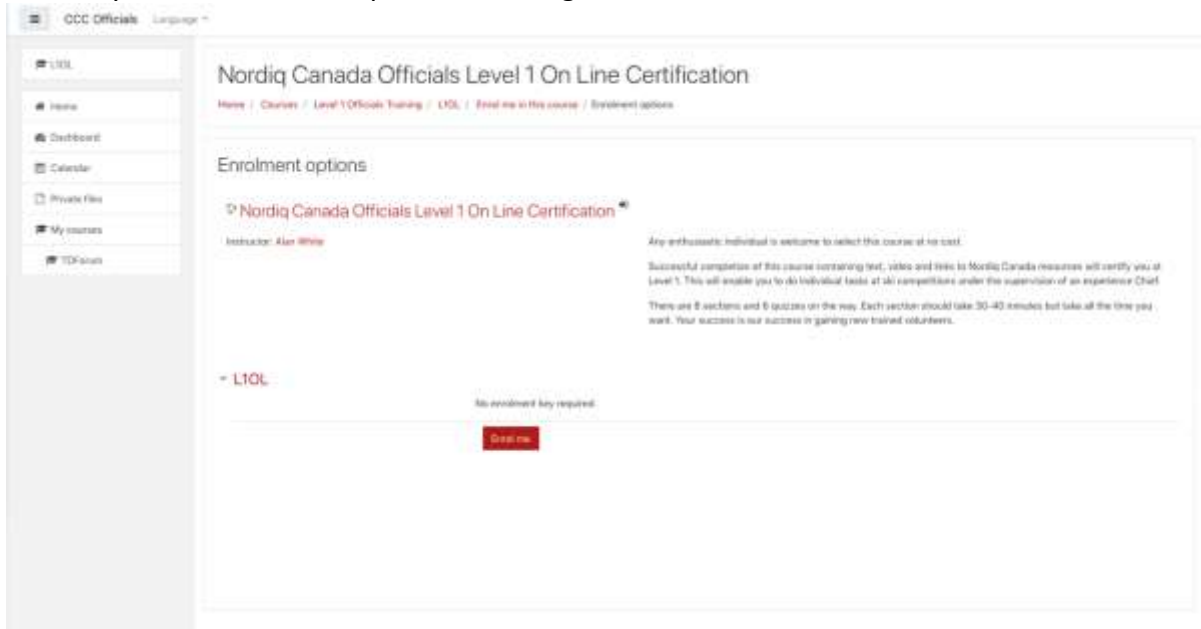


7. To create an account, enter the requested information and click the red “Create an Account Button”



The screenshot shows the Nordiq 'New account' registration page. At the top left is the Nordiq logo. The page title is 'New account' with a 'Collapse all' link on the right. The form is divided into three sections: 'Choose your username and password', 'More details', and 'Other fields'. The 'Choose your username and password' section has fields for 'Username' and 'Password'. A note states: 'The password must have at least 8 characters, at least 1 digit(s), at least 1 lower case letter(s), at least 1 upper case letter(s), at least 1 non-alphanumeric character(s) such as !, %, or @'. The 'More details' section includes fields for 'Email address', 'Email repeat', 'First name', 'Surname', 'City/town', and a 'Country' dropdown menu (set to 'Canada'). The 'Other fields' section has fields for 'Province/State' and 'Ski Club'. At the bottom, there are two buttons: a red 'Create my new account' button and a grey 'Cancel' button. A footer note says 'There are required fields in this form marked with a red circle icon.'

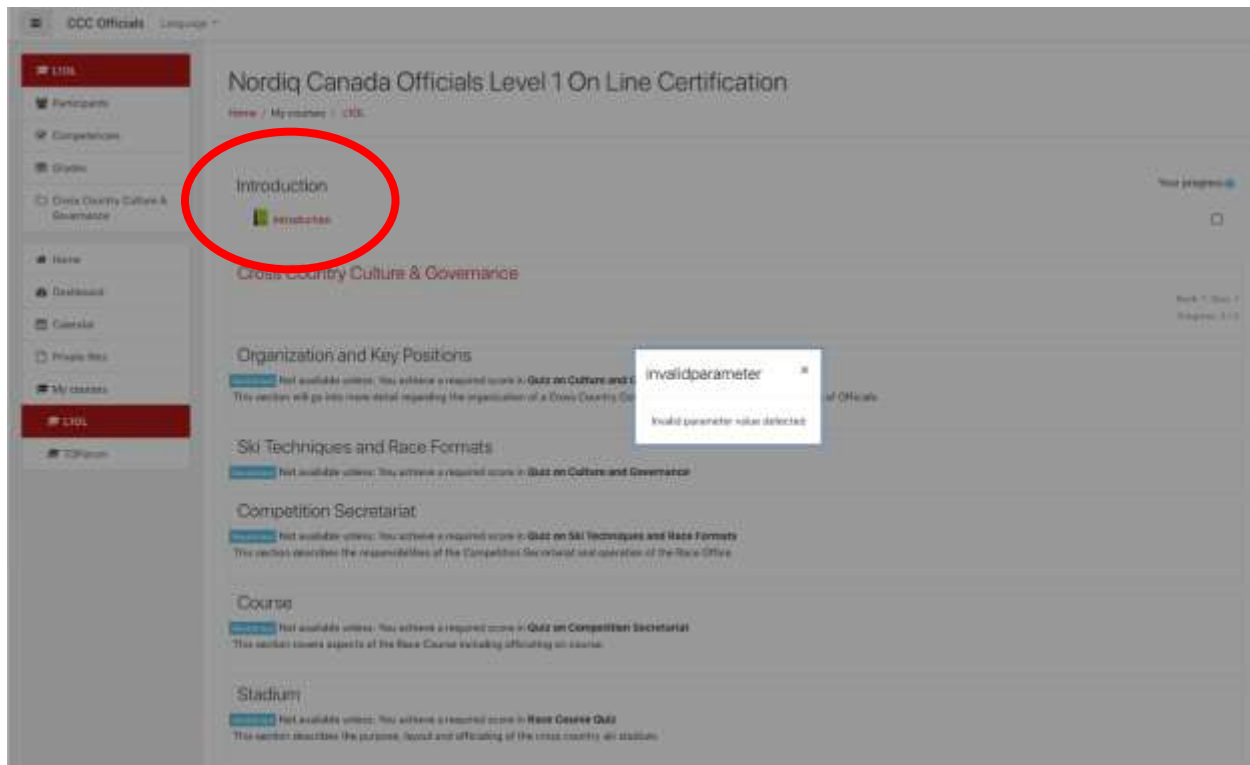
8. Use your username and password to log in and click the red “Enroll me” button



The screenshot shows the Nordiq Canada Officials Level 1 On Line Certification enrollment page. The top navigation bar includes 'CCC Officials' and 'Language'. A left sidebar contains navigation links: 'L1OL', 'Home', 'Dashboard', 'Calendar', 'Private files', 'My courses', and 'TDKnotes'. The main content area is titled 'Nordiq Canada Officials Level 1 On Line Certification' with a breadcrumb trail: 'Home / Courses / Level 1 Officials Training / L1OL / Enroll me in this course / Enrollment options'. Below the title is the section 'Enrolment options' featuring a link to the course and the instructor's name, 'Instructor: Alan White'. A paragraph of text describes the course: 'Any enthusiastic individual is welcome to select this course at no cost. Successful completion of this course containing text, video and links to Nordiq Canada resources will certify you at Level 1. This will enable you to do individual tasks at ski competitions under the supervision of an experienced Chief. There are 8 sections and 6 quizzes on the way. Each section should take 30-40 minutes but take all the time you want. Your success is our success in gaining new trained volunteers.' At the bottom, there is a red 'Enroll me' button and a note: 'An enrolment key required.'

9. You may see an “invalid parameter” message box. Click the “x” in the top right of the box to close it.

10. Click the red “Introduction” link for instructions on how to progress through the course



11. You should receive a welcome email that looks like this...

☆ Alan White (via CCC Officials)

Welcome to Nordiq Canada Officials Level 1 On Line Certification

To: Daniel Brisbin,

Reply-To: Do not reply to this email

Welcome to Nordiq Canada Officials Level 1 On Line Certification!

If you have not done so already, you should edit your profile page so that we can learn more about you:

<https://cccofficials.moonami.com/user/view.php?id=235&course=105>

12. It's important to register as an official so that you can log your certifications and officiating experiences. Cross Country Saskatchewan has a separate set of instructions on how to do that, which will be forthcoming. This is important information for your club, for Cross Country Saskatchewan and for Nordiq Canada to know how many officials are active locally, provincially and nationally. It is also important to record your experience if you want to progress to level 2 and maybe higher – hopefully you do once you get a taste of the rock star life of a cross country and para Nordic ski official!